



COAXIAL

Fixed Attenuator

VAT-A-SERIES

Mini-Circuits

50Ω

Up to 1W

DC to 6000 MHz

THE BIG DEAL

- Wideband coverage, DC to 6000 MHz
- Up to 1 watt rating
- Rugged unibody construction
- Excellent VSWR
- Excellent flatness

APPLICATIONS

- Signal level adjustment
- Impedance matching



Generic photo used for illustration purposes only

| | |
|------------|--------------|
| Model No. | VAT-A-SERIES |
| Case Style | FF704 |
| Connectors | SMA |

+RoHS Compliant

The +Suffix identifies RoHS Compliance. See our web site for RoHS Compliance methodologies and qualifications

PRODUCT OVERVIEW

Mini-Circuits' VAT-A series are fixed attenuators from DC to 6000 MHz frequency range with excellent flatness in attenuation. VAT-A series is available with nominal attenuation of 1 to 30 dB. This attenuator series support testing and measurement application. Precise performance, excellent VSWR and rugged unibody construction makes the model ideal solution for systems requiring precise attenuation across very wide frequency range.

KEY FEATURES

| Feature | Advantages |
|---------------------|---|
| Rugged construction | Excellent durability for a long lifetime of use |
| Up to 1 Watt rating | Good power handling |
| Excellent VSWR | Well-matched for 50 Ω systems |
| Flat attenuation | Good performance over the band |



COAXIAL

Fixed Attenuator

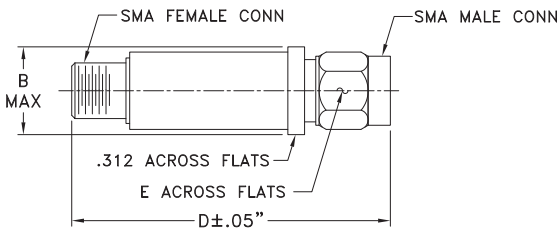
VAT-3A+

MAXIMUM RATINGS

| | |
|-----------------------|----------------|
| Operating Temperature | -45°C to 100°C |
| Storage Temperature | -55°C to 100°C |

Permanent damage may occur if any of these limits are exceeded.

OUTLINE DRAWING

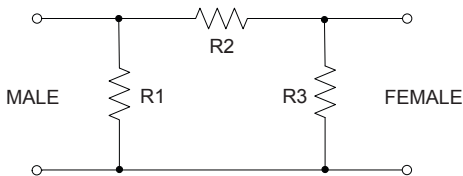


OUTLINE DIMENSIONS (Inch/mm)

| | | | |
|-------|-------|------|-------|
| B | D | E | wt |
| .410 | 1.43 | .312 | grams |
| 10.41 | 36.32 | 7.92 | 10.0 |

Note: Please refer to case style drawing for details

ELECTRICAL SCHEMATIC



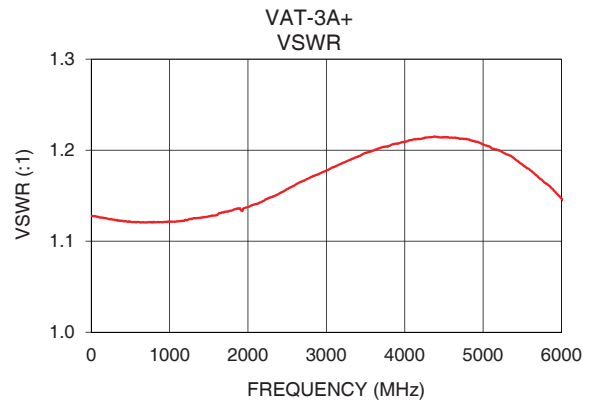
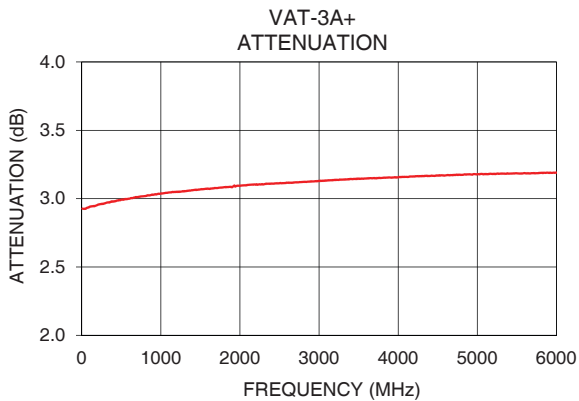
ELECTRICAL SPECIFICATIONS AT 25°C

| Parameter | Condition (MHz) | Min. | Typ. | Max. | Unit |
|---|-----------------|------|---------|------|------|
| Frequency Range | | DC | - | 6000 | MHz |
| Attenuation ¹ nominal ³ | 10 | - | 3 ± 0.3 | - | dB |
| Attenuation Flatness ² | DC-3000 | - | 0.25 | - | dB |
| | 3000-5000 | - | 0.15 | - | |
| | 5000-6000 | - | 0.15 | - | |
| | DC-6000 | - | 0.30 | - | |
| VSWR | DC-3000 | - | 1.20 | 1.50 | :1 |
| | 3000-5000 | - | 1.25 | 1.60 | |
| | 5000-6000 | - | 1.40 | - | |
| Input Power | | - | - | 1 | W |

1. Attenuation varies by 0.3 dB max. over temperature.
2. Flatness = variation over band divided by 2.
3. Nominal attenuation at 10 MHz

TYPICAL PERFORMANCE DATA

| Frequency (MHz) | Attenuation (dB) | VSWR (:1) |
|-----------------|------------------|-----------|
| 10 | 2.93 | 1.13 |
| 100 | 2.94 | 1.13 |
| 500 | 2.99 | 1.12 |
| 900 | 3.03 | 1.12 |
| 1000 | 3.04 | 1.12 |
| 1400 | 3.06 | 1.13 |
| 1500 | 3.07 | 1.13 |
| 2000 | 3.09 | 1.14 |
| 2500 | 3.11 | 1.16 |
| 2800 | 3.12 | 1.17 |
| 3000 | 3.13 | 1.18 |
| 4000 | 3.16 | 1.21 |
| 4500 | 3.17 | 1.21 |
| 5000 | 3.18 | 1.21 |
| 6000 | 3.19 | 1.15 |



- NOTES
- Performance and quality attributes and conditions not expressly stated in this specification document are intended to be excluded and do not form a part of this specification document.
 - Electrical specifications and performance data contained in this specification document are based on Mini-Circuit's applicable established test performance criteria and measurement instructions.
 - The parts covered by this specification document are subject to Mini-Circuits standard limited warranty and terms and conditions (collectively, "Standard Terms"); Purchasers of this part are entitled to the rights and benefits contained therein. For a full statement of the standard. Terms and the exclusive rights and remedies thereunder, please visit Mini-Circuits' website at www.minicircuits.com/MCLStore/terms.jsp

