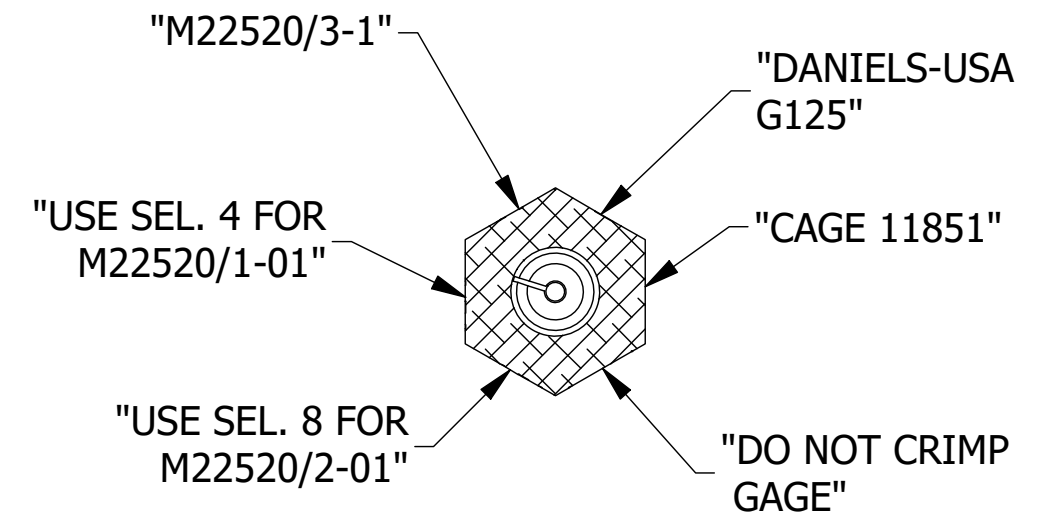
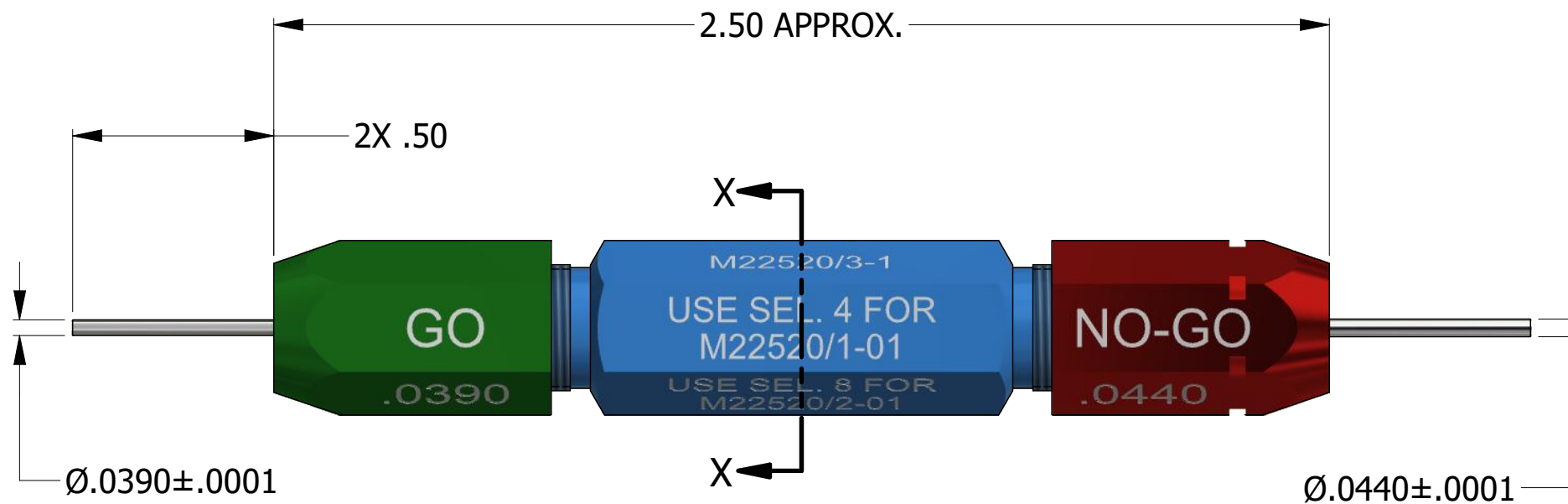


**UNCONTROLLED DOCUMENT  
WILL NOT BE UPDATED**

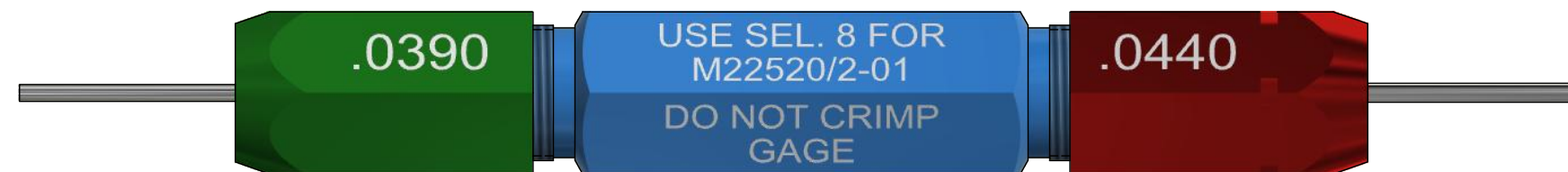
**DIMENSIONS IN INCHES - UNLESS OTHERWISE SPECIFIED**

**REVISIONS**

REV	ECO NO.	DESCRIPTION	BY	DATE	APP'D BY	DATE
2		ADDED MIL SPEC PART NUMBER	JWJ	1/30/2007	RRR	1/30/2007
3	24190	UPDATED & REDRAWN	TonyD	3/8/2016		
4		ADDED TOLERANCE TO GAGE PINS	TonyD	9/29/2016		
5	25000	REDRAWN AND UPDATED	TonyD	10/10/2020		



**SECTION X-X**



MATERIAL	ITEM	PART NO.	QTY.	DESCRIPTION / REMARKS
N/A	DRN. E. DIAZ CHK'D.	DATE 10/4/1995 DATE		<b>DMC</b> DANIELS MANUFACTURING CORP. ORLANDO, FLORIDA CAGE 11851
RESTRICTED & CONFIDENTIAL CONFIDENTIAL PROPERTY OF DANIELS MANUFACTURING CORP. NOT TO BE DISCLOSED TO OTHERS. REPRODUCTION OR USED FOR ANY OTHER PURPOSE EXCEPT AS AUTHORIZED IN WRITING BY DANIELS MANUFACTURING. MUST BE RETURNED TO DANIELS MANUFACTURING CORP. ON COMPLETION OF ORDER OR PURPOSES FOR WHICH LENT.	HEAT TREAT	N/A		<b>NOTE:</b> THIS DRAWING IS AN OUTLINE DRAWING OF THE RESPECTIVE DMC PART NUMBER INDICATED. ACTUAL DMC PART NUMBER IS CAD PART NUMBER WITHOUT THE "-ENV" SUFFIX
CREATED FROM AN INVENTOR MODEL. CHANGES MUST BE REFLECTED IN THE 3D PART	FINISH	N/A		TITLE: <b>GO/NO-GO GAGE (M22520/3-1) ENVELOPE DRAWING</b>
DO NOT SCALE DRAWING				WHERE USED: SIZE: <b>B</b> SCALE: <b>2.5X</b>
				CAD P/N: <b>G125-ENV</b> SHEET: <b>1 OF 1</b> DWG. NO.: <b>G125</b> REV.: <b>5</b>