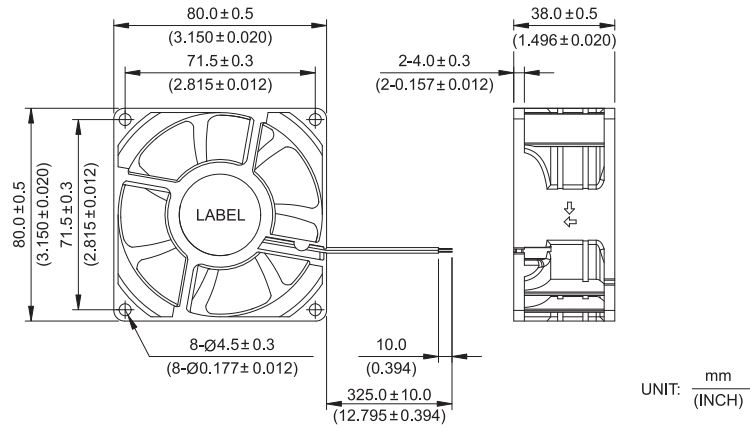


*New*

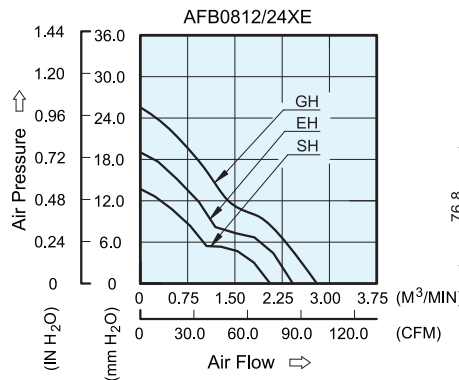
# AFB 80 x 80 x 38 MM SERIES

## DIMENSIONS DRAWING

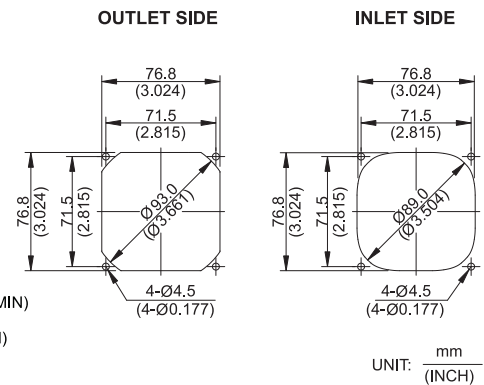


- \* Bearing Type  
Ball Bearings
- \* Material  
Impeller & Frame : Plastic(UL 94V-0)
- \* Lead Wires :  
UL 1007 AWG #24 OR Equivalent  
Red Wire Positive(+)  
Black Wire Negative(-)
- \* Weight : 156 g (5.50 OZ)

## P & Q CURVE (AT RATED VOLTAGE)



## MOUNTING PANEL CUTOUT



MODEL		Rated Voltage	Operating Voltage Range	Rated Current	Rated Input Power	Speed	Maximum Air Flow		Maximum Air Pressure		Noise
PART NO.	FUNCTION	VDC	VDC	Amp	Watt	R.P.M.	m <sup>3</sup> / min	CFM	mmH <sub>2</sub> O	IN H <sub>2</sub> O	dB-A
AFB0812SHE	-R00 / -F00	12	6.0 to 13.8	0.68	8.16	5000	2.060	72.76	13.89	0.547	46.0
AFB0824SHE	-R00 / -F00	24	14.0 to 26.4	0.35	8.40						
AFB0812EHE	-R00 / -F00	12	6.0 to 13.8	1.00	12.00	5900	2.423	85.55	19.02	0.749	50.5
AFB0824EHE	-R00 / -F00	24	14.0 to 26.4	0.50	12.00						
AFB0812GHE	-R00 / -F00	12	6.0 to 13.8	1.40	16.80	6800	2.804	99.01	25.54	1.006	54.0
AFB0824GHE	-R00 / -F00	24	14.0 to 26.4	0.65	15.60						

\* Function type is optional.  
 \* The max. air flow and the speed are measured in free air ; max. air pressure is measured at zero air flow.  
 \* Noise is measured in anechoic chamber in free air, one meter from intake side.  
 \* All readings are typical values at rated voltage.  
 \* Specifications are subject to change without notice.